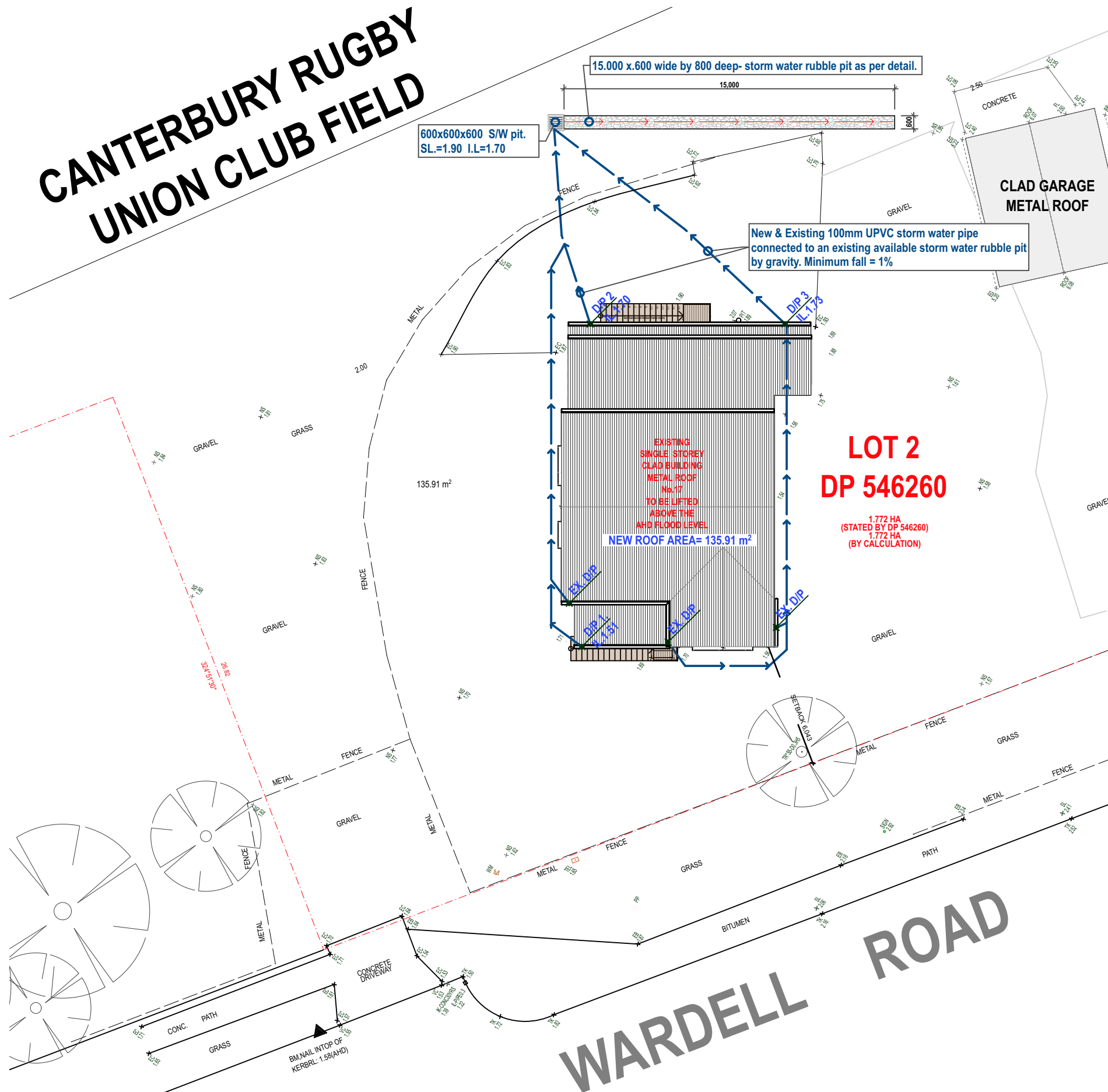
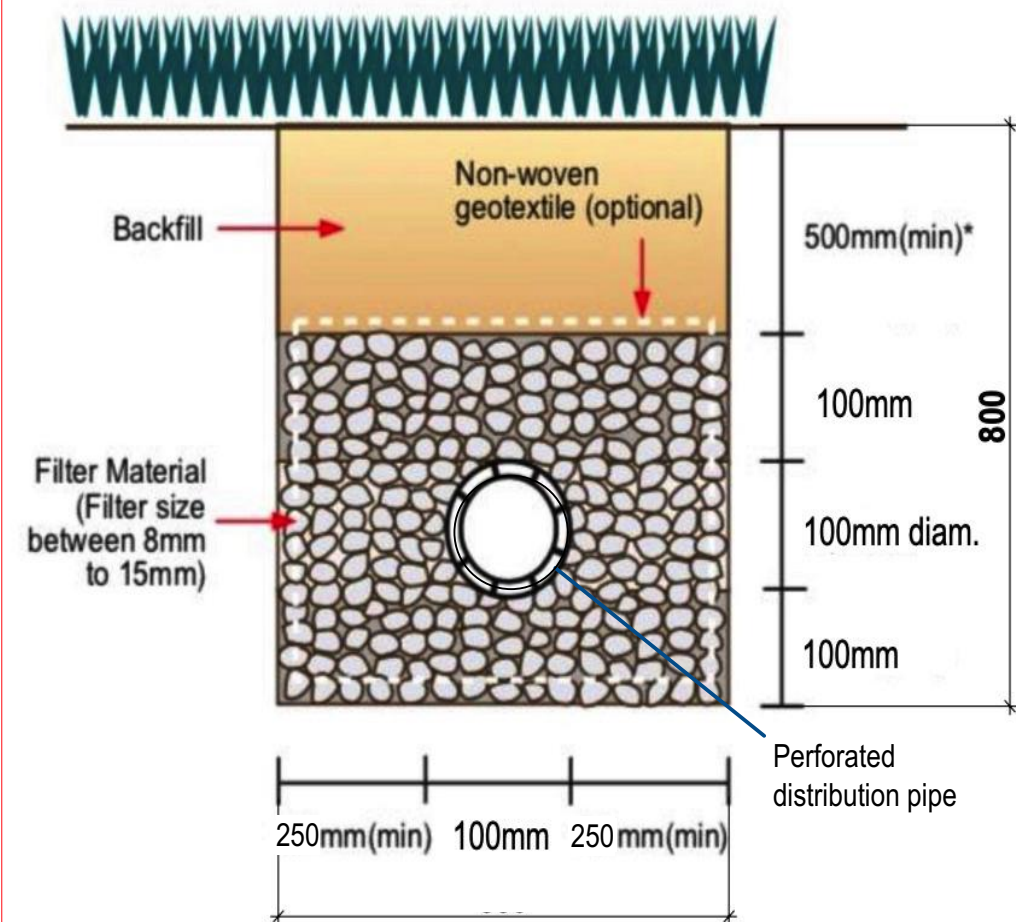


**CANTERBURY RUGBY
UNION CLUB FIELD**









TYPICAL TRENCH



**EXISTING DETAIL OF A STORM WATER
RUBBLE DRAINAGE PIT AVAILABLE
FOR THE DWELLING'S ROOF DRAINAGE
NTS**

STORMWATER NOTES

DRAWING SYMBOL	LEGEND
	PERFORATED DISTRIBUTION PIPING
	EXISTING PROP. UNDERGROUND STORMWATER PIPING.
	EXIST.DOWNPIPE - 100 DIA. NOM.
	PROP.DOWNPIPE - 100 DIA. NOM.
	RAIN WATER OUTLET - LINEAR GRATED SUMP 150 X 150MM NOM.
	SILT ARRESTOR - 600 X 600 X 600 NOM.

NOTES

THIS DRAWING IS INDICATIVE OF THE STORMWATER
DISCHARGE DESIGN CONCEPT ONLY.

WATER RUN-OFF FROM PAVED AREAS IS TO BE ABSORBED
AT THE PERIMETER GARDEN BEDS

ALL NEW STORMWATER PIPING TO BE 150MM DIA.
STORMWATER GRADE UPVC. TO HYDRAULIC ENGINEER'S
DETAILS

SIZING OF ALL NEW ROOF GUTTERS DOWNPIPES AND
UNDERGROUND STORMWATER PIPES ARE TO BE VERIFIED
BY HYDRAULIC CONTRACTOR ON SITE BEFORE THE
COMMENCEMENT OF THE WORKS.

ALL STORMWATER DRAINAGE WORKS ARE TO BE IN
ACCORDANCE WITH AS3500 & COUNCIL'S REQUIREMENTS.

EXISTING STORMWATER PIPELINES ARE TO BE INSPECTED
AND RECTIFIED OR REPLACE IF REQUIRED BY HYDRAULIC
CONTRACTOR.

STORM WATER DRAINAGE CONCEPT PLAN 1:200

NOTES :

NOTES:
DO NOT SCALE OFF DRAWINGS. USE FIGURED DIMENSIONS ONLY.
CHECK ALL DIMENSIONS ON SITE BEFORE THE COMMENCEMENT
OF WORK. REPORT ANY DISCREPANCIES.
C.O.S DENOTES ITEM TO BE CHECKED ON SITE.

ALL LEVELS ARE TO **AHD** AND HAVE BEEN DETERMINED FROM OSSUM SURVEYING
SERVICES P/L.

AVAILABLE DETAILED SITE SURVEY INFORMATION BY THESE DESIGNS, PLANS AND
SPECIFICATIONS AND THE
COPYRIGHT THEREIN ARE THE PROPERTY OF ERGO DESIGNS AND MUST NOT BE USED,
REPRODUCED OR COPIED WHOLLY OR IN PART WITHOUT THE WRITTEN PERMISSION OF

..
..
..
A	CLIENTS REVIEW	30.01.25
rev	notes	date

This drawing is issued upon the condition it is not copied, reproduced, retained or disclosed to any unauthorised person either wholly or in part without prior consent in writing of ergo designs.

CANTERBURY RUGBY UNION CLUB
17 WARDELL ROAD EARLWOOD . NSW

**LIFTING OF EXISTING ANCILLARY STRUCTURE
TO ABOVE APPROVED FLOOD LEVEL**
project

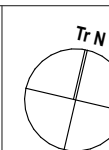
17 WARDELL ROAD
EARLWOOD
address

Ergo Designs P/L

building designers and consultants
334A homer st earlwood nsw 2206 ph: 9558 1233
e-mail: erao-des@biapond.net.au



ACCREDITED
BUILDING DESIGNER
Accreditation No.6667
Registration Class
BUILDING DESIGN CLASSES (2 LOW & MEDIUM RISE)
Registration Number **DEP0001890**



**STORM WATER DRAINAGE
CONCEPT PLAN**

125-173	A07	A
project	drawing no.	issue
		31/1/25